


**CBDiso-112422**

 Sample ID: SA-221128-14381  
 Batch:  
 Type: In-Process Materials  
 Matrix: Concentrate - Distillate  
 Unit Mass (g):

 Received: 11/28/2022  
 Completed: 12/02/2022

**Summary**

Test	Date Tested	Status
Cannabinoids	11/29/2022	Tested
Heavy Metals	11/30/2022	Tested
Pesticides	12/02/2022	Tested
Residual Solvents	12/02/2022	Tested

<b>ND</b> Total Δ9-THC	<b>99.5 %</b> CBD	<b>99.7 %</b> Total Cannabinoids	<b>Not Tested</b> Moisture Content	<b>Not Tested</b> Foreign Matter	<b>Yes</b> Internal Standard Normalization
---------------------------	----------------------	-------------------------------------	---------------------------------------	-------------------------------------	---

**Cannabinoids by HPLC-PDA, LC-MS/MS, and/or GC-MS/MS**


Analyte	LOD (%)	LOQ (%)	Result (%)	Result (mg/g)
CBC	0.0095	0.0284	ND	ND
CBCA	0.0181	0.0543	ND	ND
CBCV	0.006	0.018	ND	ND
CBD	0.0081	0.0242	99.5	995
CBDA	0.0043	0.013	ND	ND
CBDV	0.0061	0.0182	0.276	2.76
CBDVA	0.0021	0.0063	ND	ND
CBG	0.0057	0.0172	ND	ND
CBGA	0.0049	0.0147	ND	ND
CBL	0.0112	0.0335	ND	ND
CBLA	0.0124	0.0371	ND	ND
CBN	0.0056	0.0169	ND	ND
CBNA	0.006	0.0181	ND	ND
CBT	0.018	0.054	ND	ND
Δ8-THC	0.0104	0.0312	ND	ND
Δ9-THC	0.0076	0.0227	ND	ND
Δ9-THCA	0.0084	0.0251	ND	ND
Δ9-THCV	0.0069	0.0206	ND	ND
Δ9-THCVA	0.0062	0.0186	ND	ND
<b>Total Δ9-THC</b>			<b>ND</b>	<b>ND</b>
<b>Total CBD</b>			<b>99.5</b>	<b>995</b>
<b>Total</b>			<b>99.7</b>	<b>997</b>

ND = Not Detected; NT = Not Tested; LOD = Limit of Detection; LOQ = Limit of Quantitation; RL = Reporting Limit; Δ = Delta; Total Δ9-THC = Δ9-THCA \* 0.877 + Δ9-THC; Total CBD = CBDA \* 0.877 + CBD;



 Generated By: Alex Morris  
 Quality Assurance Manager  
 Date: 12/02/2022



 Tested By: Nicholas Howard  
 Scientist  
 Date: 11/29/2022

 ISO/IEC 17025:2017 Accredited  
 Accreditation #108651

**CBDiso-112422**Sample ID: SA-221128-14381  
Batch:  
Type: In-Process Materials  
Matrix: Concentrate - Distillate  
Unit Mass (g):Received: 11/28/2022  
Completed: 12/02/2022**Heavy Metals by ICP-MS**

Analyte	LOD (ppb)	LOQ (ppb)	Result (ppb)
Arsenic	2	20	ND
Cadmium	1	20	ND
Lead	2	20	ND
Mercury	12	50	ND

ND = Not Detected; NT = Not Tested; LOD = Limit of Detection; LOQ = Limit of Quantitation; P = Pass; F = Fail; RL = Reporting Limit

Generated By: Alex Morris  
Quality Assurance Manager  
Date: 12/02/2022Tested By: Kelsey Rogers  
Scientist  
Date: 11/30/2022

**CBDiso-112422**


 Sample ID: SA-221128-14381  
 Batch:  
 Type: In-Process Materials  
 Matrix: Concentrate - Distillate  
 Unit Mass (g):

 Received: 11/28/2022  
 Completed: 12/02/2022

**Pesticides by LC-MS/MS and GC-MS/MS**

Analyte	LOD (ppb)	LOQ (ppb)	Result (ppb)	Analyte	LOD (ppb)	LOQ (ppb)	Result (ppb)
Acephate	30	100	ND	Hexythiazox	30	100	ND
Acetamiprid	30	100	ND	Imazalil	30	100	ND
Aldicarb	30	100	ND	Imidacloprid	30	100	ND
Azoxystrobin	30	100	ND	Kresoxim methyl	30	100	ND
Bifenazate	30	100	ND	Malathion	30	100	ND
Bifenthrin	30	100	ND	Metalaxyl	30	100	ND
Boscalid	30	100	ND	Methiocarb	30	100	ND
Carbaryl	30	100	ND	Methomyl	30	100	ND
Carbofuran	30	100	ND	Mevinphos	30	100	ND
Chloranthraniliprole	30	100	ND	Myclobutanil	30	100	ND
Chlorfenapyr	30	100	ND	Oxamyl	30	100	ND
Chlorpyrifos	30	100	ND	Paclobutrazol	30	100	ND
Clofentezine	30	100	ND	Permethrin	30	100	ND
Coumaphos	30	100	ND	Phosmet	30	100	ND
Daminozide	30	100	ND	Piperonyl Butoxide	30	100	ND
Diazinon	30	100	ND	Prallethrin	30	100	ND
Dichlorvos	30	100	ND	Propiconazole	30	100	ND
Dimethoate	30	100	ND	Propoxur	30	100	ND
Dimethomorph	30	100	ND	Pyrethrins	30	100	ND
Ethoprophos	30	100	ND	Pyridaben	30	100	ND
Etofenprox	30	100	ND	Spinetoram	30	100	ND
Etoxazole	30	100	ND	Spinosad	30	100	ND
Fenhexamid	30	100	ND	Spiromesifen	30	100	ND
Fenoxycarb	30	100	ND	Spirotetramat	30	100	ND
Fenpyroximate	30	100	ND	Spiroxamine	30	100	ND
Fipronil	30	100	ND	Tebuconazole	30	100	ND
Fonicamid	30	100	ND	Thiacloprid	30	100	ND
Fludioxonil	30	100	ND	Thiamethoxam	30	100	ND
				Trifloxystrobin	30	100	ND

ND = Not Detected; NT = Not Tested; LOD = Limit of Detection; LOQ = Limit of Quantitation; P = Pass; F = Fail; RL = Reporting Limit




 Generated By: Alex Morris  
 Quality Assurance Manager  
 Date: 12/02/2022

Tested By: Madeline Mitchell

Date: 12/02/2022

**CBDiso-112422**

 Sample ID: SA-221128-14381  
 Batch:  
 Type: In-Process Materials  
 Matrix: Concentrate - Distillate  
 Unit Mass (g):

 Received: 11/28/2022  
 Completed: 12/02/2022

**Residual Solvents by HS-GC-MS/MS**

Analyte	LOD (ppm)	LOQ (ppm)	Result (ppm)	Analyte	LOD (ppm)	LOQ (ppm)	Result (ppm)
Acetone	167	500	ND	Ethylene Glycol	21	62	ND
Acetonitrile	14	41	ND	Ethylene Oxide	0.5	1	ND
Benzene	0.5	1	ND	Heptane	167	500	ND
Butane	167	500	ND	n-Hexane	10	29	ND
1-Butanol	167	500	ND	Isobutane	167	500	ND
2-Butanol	167	500	ND	Isopropyl Acetate	167	500	ND
2-Butanone	167	500	ND	Isopropyl Alcohol	167	500	ND
Chloroform	2	6	ND	Isopropylbenzene	167	500	ND
Cyclohexane	129	388	ND	Methanol	100	300	ND
1,2-Dichloroethane	0.5	1	ND	2-Methylbutane	10	29	ND
1,2-Dimethoxyethane	4	10	ND	Methylene Chloride	20	60	ND
Dimethyl Sulfoxide	167	500	ND	2-Methylpentane	10	29	ND
N,N-Dimethylacetamide	37	109	ND	3-Methylpentane	10	29	ND
2,2-Dimethylbutane	10	29	ND	n-Pentane	167	500	<LOQ
2,3-Dimethylbutane	10	29	ND	1-Pentanol	167	500	ND
N,N-Dimethylformamide	30	88	ND	n-Propane	167	500	ND
2,2-Dimethylpropane	167	500	ND	1-Propanol	167	500	ND
1,4-Dioxane	13	38	ND	Pyridine	7	20	ND
Ethanol	167	500	ND	Tetrahydrofuran	24	72	ND
2-Ethoxyethanol	6	16	ND	Toluene	30	89	ND
Ethyl Acetate	167	500	ND	Trichloroethylene	3	8	ND
Ethyl Ether	167	500	ND	Tetramethylene Sulfone	6	16	ND
Ethylbenzene	3	7	ND	Xylenes (o-, m-, and p-)	73	217	ND

ND = Not Detected; NT = Not Tested; LOD = Limit of Detection; LOQ = Limit of Quantitation; P = Pass; F = Fail; RL = Reporting Limit




 Generated By: Alex Morris  
 Quality Assurance Manager  
 Date: 12/02/2022



Tested By: Madeline Mitchell

Date: 12/02/2022